



Farmland®/Ember Farms Italian Sausages & Brats

Add authentic flavor to your menu.



*Picture depicts fully cooked application; however, products are available in fully cooked or ready-to-cook varieties.

Menuing Ideas

Farmland/Ember Farms Italian Sausages & Brats offer limitless options for your menus. Try adding sliced Italian sausage to all kinds of pasta dishes, from spaghetti to fettuccine alfredo. Our Italian sausage patties are a perfect addition to a lunch sandwich – serve open-faced, topped with roasted veggies, onions, marinara sauce and melted provolone cheese on toasted garlic bread. Brats are not just for the bun! Slice them and then stuff in a pita with marinated Greek olives and feta cheese for a unique lunch or dinner offering.



A brand of Farmland Foods






Farmland®/Ember Farms Italian Sausages & Brats

So versatile. So delicious. So authentic.

Made with 100% fresh pork trimmings, Farmland/Ember Farms Italian Sausages & Brats are the easiest way to add authentic, quality flavor to your menu. They are the perfect addition to pizza, pasta dishes, sandwiches and more.

FEATURES	BENEFITS
<p>ITALIAN SAUSAGE</p> <p>Made with 100% fresh pork trimmings and Italian seasonings</p> <p>Rich blend of USDA-inspected meat</p> <p>Ember Farms Fully Cooked Links & Patties are individually frozen during production</p> <p>No MSG</p> <p>BRATS</p> <p>Rich blend of USDA-inspected meat</p> <p>No chemical flavor enhancers</p> <p>Bun length</p> <p>Available fully cooked or fresh</p> <p>No MSG</p>	<p>ITALIAN SAUSAGE</p> <p>Provides an authentic, zesty, international flavor</p> <p>Ensures high quality</p> <p>Freshest possible flavor is locked in</p> <p>Helps protect against possible allergic reactions</p> <p>BRATS</p> <p>Ensures high quality</p> <p>No artificial aftertaste</p> <p>Full sausage flavor in every bite</p> <p>Provides versatility in menu application</p> <p>Helps protect against possible allergic reactions</p>

Product Specifications

DESCRIPTION	ITEM CODE	CASE WT	CASE DIMENSIONS (L x W x H)	CASE CUBE	CASE TARE	PALLET PATTERN	CASE GTIN
Ember Farms Fully Cooked Italian Sausage Patty, 2.4 oz, 10#, Z	25468 501127	10 lb.	16.000 x 10.000 x 5.940	0.550	0.55	12 x 12	00025468501128
Ember Farms Fully Cooked Italian Sausage Link, 3.2 oz, 10#, Z	25468 501657	10 lb.	15.875 x 9.875 x 5.500	0.499	0.73	12 x 12	00025468501654
 Farmland Italian Sausage Link, Mild, 4/1, 10#, Z	70247 175167	10 lb.	15.875 x 9.875 x 5.500	0.499	1.00	12 x 12	00070247175168
 Farmland Fully Cooked Brat, 5/1, 10#, Z	70247 175507	10 lb.	15.875 x 9.875 x 5.500	0.499	0.55	12 x 12	00070247175502
 Farmland Fresh Brat, 4/1, 10#, Z	70247 175517	10 lb.	15.875 x 9.875 x 5.500	0.499	1.00	12 x 12	00070247175519

Cooking Instructions

Fully Cooked Brats/Italian Sausage Links – Heating Instructions

Grill: Place thawed sausage on char-broiler or 350°F. flat top griddle for 10 to 15 minutes, turning frequently until internal temperature reaches 140°F.

Convection Oven: Heat oven to 350°F. Arrange frozen sausage in single layer on sheet pan. Bake 15 to 20 minutes (8 to 14 minutes if thawed) to internal temperature of 140°F.

Roller Grill: Heat roller grill on medium-high setting for 15 to 20 minutes. Place thawed sausage on heated grill. Grill 35 to 40 minutes until internal temperature reaches at least 150°F.

Heated links may be held on roller grill at medium-low setting for up to 2 hours at 140°F.

Fully Cooked Italian Sausage Patties – Heating Instructions

Grill: Place thawed sausage on char-broiler or 350°F. flat top griddle for 6 to 8 minutes, turning frequently until internal temperature reaches 140°F.

Convection Oven: Heat oven to 350°F. Arrange frozen sausage in single layer on sheet pan. Bake 12 to 16 minutes to internal temperature of 140°F.

Fresh Brats/Italian Sausage Links – Cooking Instructions

Grill: Place thawed sausage on char-broiler or 350°F. flat top griddle for 17 to 22 minutes, turning frequently until internal temperature reaches 165°F.

Parboil: Boil frozen sausage for 6 minutes. Remove from water and finish as directed:

- 350°F. convection oven for 10 to 12 minutes (to 165°F)
- Char-broiler for 8 minutes, turning frequently (to 165°F)

Convection Oven: Heat oven to 350°F. Arrange frozen sausage in single layer on sheet pan. Bake 18 to 20 minutes (13 to 15 minutes if thawed) to internal temperature of 165°F.

The American farm families of Farmland are proud to bring you their best.

We believe you'll taste the farm-to-table difference in everything we make.



A brand of Farmland Foods